



Diabetes guidelines for schools, colleges & early years settings

compiled by
Claire Pesterfield and Kate Wilson

on behalf of the
East of England Paediatric Diabetes Network
Diabetes in Schools working group

September 2013
(updated May 2014)



Acknowledgements

The East of England Paediatric Diabetes Network would like to thank the following members of the Diabetes in Schools working group for their work in producing this document:

Claire Pesterfield <i>Cambridge University Hospitals NHS Foundation Trust</i>	Matt Williams (chair) <i>The Queen Elizabeth Hospital King's Lynn NHS Foundation Trust</i>	Kate Wilson <i>Network Manager</i>
Jacky Plumb <i>West Suffolk NHS Foundation Trust</i>	Jo Dalton <i>Barts Healthcare</i>	Vicky Surrell <i>Hinchingbrooke Health Care NHS Trust</i>
Natalie Jordan <i>Colchester Hospital University NHS Foundation Trust</i>	Jacqui Angelo-Gizzi <i>East & North Herts NHS Trust</i>	Julie Wright <i>James Paget University Hospitals NHS Foundation Trust</i>
Julia Brown <i>Bedford Hospital NHS Trust</i>	Ruth Bayram <i>West Hertfordshire Hospitals NHS Trust</i>	Mandy Stevenson <i>The Princess Alexandra Hospital NHS Trust</i>
Nicky Moore <i>Southend University Hospital NHS Foundation Trust</i>	Helen Taylor <i>The Queen Elizabeth Hospital King's Lynn NHS Foundation Trust</i>	Dr. Binu Anand <i>West Suffolk NHS Foundation Trust</i>
Kim Andrews <i>Norfolk Children's Services</i>	Dr. Heather Mitchell <i>West Hertfordshire Hospitals NHS Trust</i>	Dr. Nadeem Abdullah <i>Cambridge University Hospitals NHS Foundation Trust</i>
Liz Harpum <i>parent</i>	Jane Calver <i>Suffolk County Council</i>	Jayson Shaw <i>parent</i>
Barry Rogers <i>East Claydon Primary School, Bucks.</i>	Simon Mitchell <i>Diabetes Community Relationship Manager JDRF</i>	Therasa Earl <i>The Peele School, Lincs.</i>



Further information

Contact details for your local diabetes care team should be documented here:

Contact name:

Hospital:

Telephone:

Email:

Please note that in some areas, children within a single setting may be under the care of different Diabetes Care Teams.

Contents

Page	Topic
4	Introduction
4	Our philosophy
4	Collaborative working
5	Individual Health Care Plans
5	Staff Administering Medication
6	Roles and Responsibilities
8	What is Diabetes Mellitus?
8	<i>What happens in diabetes?</i>
9	<i>The symptoms of diabetes</i>
9	<i>How is diabetes treated?</i>
10	<i>Insulin injections</i>
10	<i>Insulin pumps</i>
10	<i>Injecting at school</i>
11	Blood Glucose Monitoring
12	<i>Hypoglycaemia</i>
13	<i>Hyperglycaemia</i>
14	Food and Diabetes
15	PE, Exercise and Diabetes
16	Day Trips and Residential Trips
17	Early Years Settings
18	Storage of Medication and Supplies
19	Local Authority, Governance and Insurance
20	Further Information and Resources
21	Example individual health care plan from the North West Paediatric Diabetes Network

Many thanks to the North West Paediatric Diabetes Network for their
Individual Health Care Plan

Introduction

Education is a cornerstone of childhood and diabetes mellitus should not alter a child's ability to achieve in school (1). However, this is reliant upon appropriate and effective care, not only from parents and carers, but also from other agencies including schools and early years settings. It is therefore essential that all school staff have an awareness of diabetes mellitus and the needs of the child / young person with diabetes. This document has been written to guide all those involved in the care of a child / young person with diabetes during the school day in order to ensure their safety, long term well being and optimal academic performance (2).

- 1) International Society of Paediatric and Adolescent Diabetes (ISPAD 2000). Consensus Guidelines for the management of type 1 diabetes mellitus in children and adolescents.
- 2) Department of Health (2007). Making every young person with diabetes matter.

Our Philosophy

- ☆ It is important that children are supported to manage their diabetes according to the agreed management plan;
- ☆ Each child /young person with diabetes will have different care needs, depending on age, ability, and need;
- ☆ We believe in collaborative working between all parties to implement these guidelines for all aspects of diabetes care, from insulin injections to blood glucose monitoring, food to physical activity and mental health.

Collaborative Working...

Collaborative working between all stakeholders is essential to ensure the safety and wellbeing of the child / young person with diabetes in the school or early years setting. The role of the Diabetes Care Team is to provide support and advice to all groups including:

- The child or young person;
- The parents / family;
- The school and Governing Body;
- The Local Authority;
- The School Nursing Service.



Individual Health Care Plans

The Individual Health Care Plan (IHCP) is a document compiled by the child / young person's diabetes healthcare team and their parents / carers to identify the needs of that child during the school day. This plan should be provided after a child has been diagnosed with diabetes and should be reviewed at regular intervals. Training should always involve the child / young person's parents / carers as they are the people who know the child and how the diabetes affects them in more detail than the health care professionals (Diabetes Care Team or School Nursing Team).



Staff Administering Medication

Anyone caring for children and young people, including teachers and other school staff, have a common law duty of care to act like any reasonably prudent parent. School staff need to ensure that their pupils are healthy and safe and in some circumstances this can also include administering medication. This duty of care also extends to school staff leading activities that take place away from the school setting such as day trips, sports matches and residential visits.

Many Local Authority's policies are based on the DfES document 'Managing Medicines in Schools and Early Years Settings'. It provides details on Individual Health Care Plans, how to identify the pupil's needs and how they will be fulfilled. Schools and staff should be covered by the Local Authority's / individual school's public liability insurance if they follow their Local Authority's guidance and the child's Individual Health Care Plan, and have received the appropriate training.

Roles & Responsibilities:

Looking after a child / young person with diabetes during school hours is not the sole responsibility of one individual but is a collaborative approach from a number of people, each with a series of roles and responsibilities which are defined below...

parent / family

- Provide school with up-to-date, sufficient information;
- Inform appropriate person if care plan needs amending;
- Ensure appropriate food & equipment are supplied;
- Review the guidance in place on a regular basis with the school setting;
- Have responsibility for the child's health and ensure that the child is well enough to attend school. If the child is acutely unwell, they should remain at home.

child / young person

- Comply with the Individual Health Care Plan (IHCP);
- If appropriate, carry diabetes kit safely;
- Where appropriate, assist with diabetes supplies management.

school / school governing body

- Have a common law 'duty of care' to act in the same manner as a responsible parent;
- Must not treat a child / young person with diabetes less favourably;
- Must make 'reasonable adjustments' to ensure child is not disadvantaged (Equality Act 2010);
- Ensure they have sufficient members of support staff trained in medicines management;
- Provide agreed school policy with Governing Body for managing medicines in school;
- Inform parents / carers if diabetes supplies management run low;
- Where appropriate, assist with diabetes supplies management;
- Contact insurance provider to ensure appropriate indemnity for all appropriate diabetes care;
- Ensure local service provision adheres to current OFSTED guidance including equality, diversity and safeguarding.

local authority / council

- Employer should provide written evidence of confirmed insurance cover who provides specific medical support;
- Assist with resource management for those children /young people deemed in need of additional funded medical support in school.

diabetes care team

- Inform school nursing service / health visitor as soon as a child is diagnosed;
- Provide advice, support and “where necessary” training to schools and early years settings;
- Provide / review an updated IHCP as necessary;
- Ensure all schools and school nursing teams have up-to-date resources;

school nurse / health visitor

- Act as a point of contact in the education environment with the help of parents/ family;
- Where available, provide training in basic diabetes care
- Work alongside the diabetes team to ensure sufficient staff have appropriate training in medicines management;
- Provide / review an updated IHCP as necessary in discussion with parents / carers and diabetes team;
- School nurse involvement may vary from area to area.

What is Diabetes Mellitus?

Diabetes is a life-long, incurable condition that affects approximately 1 in 1000 children. Effective management of this disease is vital in order to reduce the risk of developing long-term complications such as blindness, kidney failure and nerve damage. In general there are two types of diabetes...

Type 1 diabetes

Type 1 diabetes is usually diagnosed in children and young adults and accounts for 99% of cases of diabetes in children and young people. The body is unable to produce insulin, a hormone that helps regulate the body's energy and glucose supply. It requires regular injections or a pump to replace the insulin in order to stay alive.

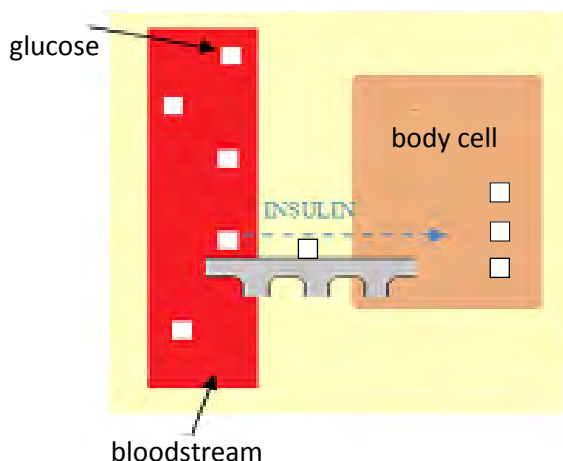
Type 2 diabetes

A small number of children have Type 2 diabetes but it is more common in adults because of obesity and lifestyle choices...

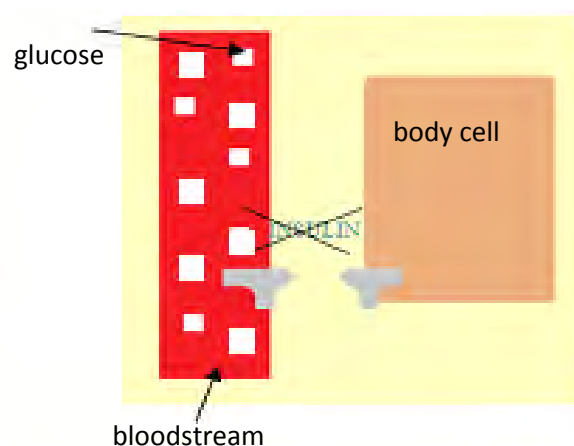
Insulin is still produced, but is inefficient. Initial management is therefore with diet, lifestyle changes and tablets, and sometimes injections.

What happens in diabetes?

The body requires energy to perform its normal functions. This energy is usually made from glucose and is obtained from the food that is eaten. The food is broken down in the stomach into glucose and this glucose is absorbed into the bloodstream to be transported around the body to be used by the cells in making energy. In order for the glucose to enter the cell where it can be transformed into energy, insulin is required. As the level of glucose rises in the blood, usually following a meal, the amount of insulin that is released is increased, allowing more glucose to be moved into the cell, maintaining the blood glucose level at a constant rate.



What happens in a person without diabetes



What happens in a person with diabetes

Fig. 1: the physiology of diabetes

In a person with Type 1 diabetes mellitus, the insulin is not present so the glucose level in the blood constantly rises, causing the body to employ a range of compensatory mechanisms which try to provide the body with energy.

The symptoms of diabetes

The symptoms of undiagnosed diabetes are shown below. If the condition is left untreated, or not managed effectively, then the same symptoms will recur:

- extreme thirst;
- passing lots of urine;

- losing weight;
- tired / lethargic;
- abdominal pain;

- dehydration;
- generally unwell;

The symptoms shown are the body's attempt to rid itself of the excess glucose in the bloodstream and to make additional supplies of energy from body fat. However, this alternative system of producing energy releases substances which, if left to build up, change the blood chemistry and ultimately can be fatal if not treated.

How is diabetes treated?

Treating diabetes depends upon the type of diabetes diagnosed (as mentioned above). However, both types do also share some similarities listed below.

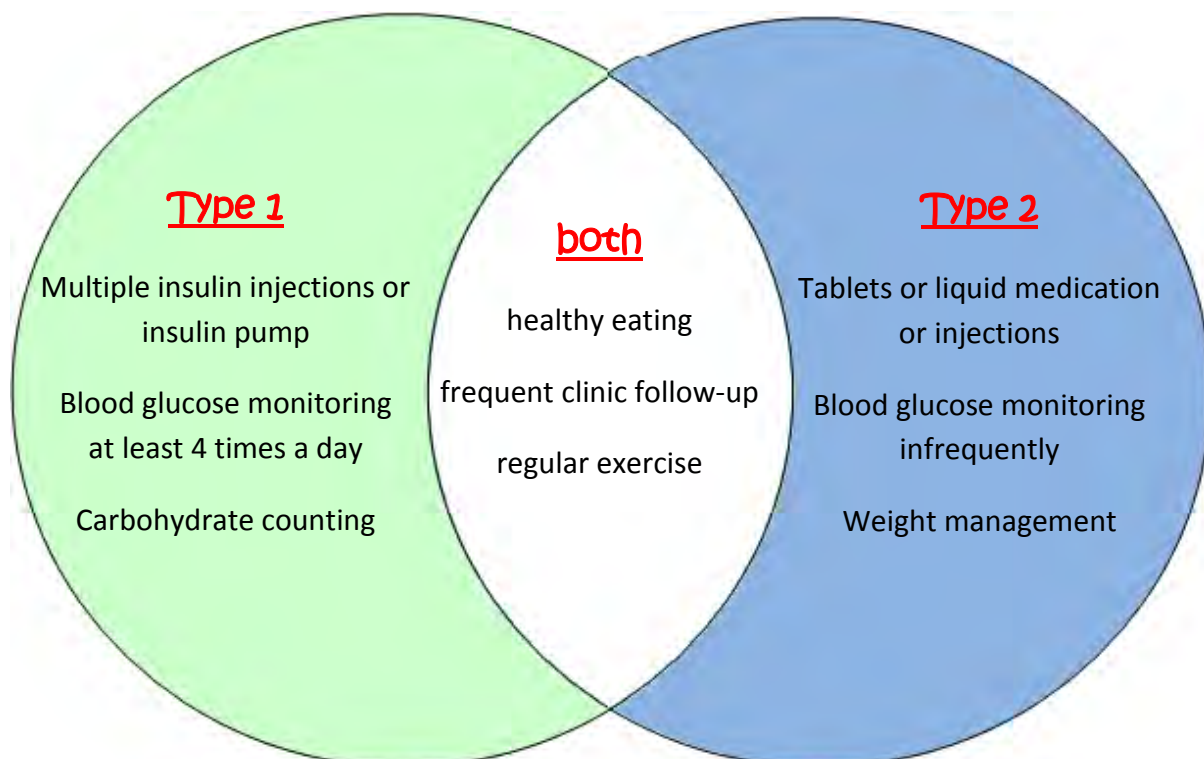



Fig. 2: Management of type 1 and type 2 diabetes mellitus

Insulin injections

- Insulin needs to be injected as it would be destroyed by the stomach acid if it was taken by mouth;
- Most children inject with a pen device and very small needles making it less painful and easier to do;
- Many children require injections of rapid-acting insulin whenever they eat a meal or large snack, so many children will require an injection during school hours;
- Many children adjust the dose of insulin needed depending upon the current blood glucose level and the amount of carbohydrate in the meal they are eating;
- Injection sites commonly are the outer thigh, abdomen, upper buttock and upper arm.



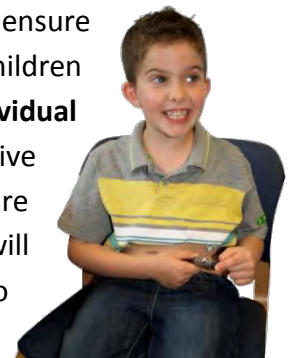
Insulin pumps

- An insulin pump is a small pager-sized device which continually delivers insulin through a small tube sited just under the child's skin;
- Extra insulin can be delivered with food and/or when the blood glucose level is high;
- The insulin pump can be programmed to calculate the insulin dose required;
- Some insulin pumps can also continuously monitor the child's glucose level, alarming if set targets are breached.



Injecting at school

Many children will now require an injection of insulin during school hours, either before or after lunch (details will be documented in the child's IHCP). Older children will usually be able to do this independently. However, some children will need supervision to ensure that the correct technique is used to give the correct dose, and younger children may need staff to give the injection. **The child or young person's Individual Health Care Plan should detail their needs.** If staff are required to give injections full training should be given by family / carers, health care professionals, or an insulin pump health care specialist. Some children will require a quiet room set aside to perform this while others are able to perform this safely in a busier environment.



Blood glucose monitoring

Blood glucose monitoring is essential to ensure that the diabetes is being managed effectively, and to prevent high blood glucose levels (hyperglycaemia) and low blood glucose levels (hypoglycaemia). In order to reduce the risk of developing the long-term complications of diabetes such as blindness, kidney failure and limb amputation, the blood glucose needs to be kept within the target range of 4 – 8mmol as much as possible. This can be very difficult to achieve in the under 5 age group, in young people during puberty, after a meal, and during periods of stress and anxiety.



Common times to test:

- Before lunch – many children / young people will decide upon the dose of insulin required depending upon the blood glucose level and/or the carbohydrate amount about to be eaten;
- Before P.E / Sport – to determine whether any additional carbohydrate is needed before or during the activity session. The ability to test the blood glucose level at any point during the activity is essential to maintain their safety so the blood glucose monitoring kit must be taken with the child if participating in sport off-site or away from the school building;
- When the child / young person is displaying or complaining of the signs of a low blood glucose level (hypoglycaemia);
- When the child feels unwell;
- At other times when discussed with the parents / carers, such as during exams.

Important points to remember...

- Not all children are able to test their own blood glucose level, therefore training will initially be required from parents / carers, and health care professionals to support school staff in undertaking this task;
- Where possible, the blood testing kit should be kept in the classroom for the health and safety of the child;
- Where this is not possible, the child must always have immediate and prompt access to the kit in the event of a hypoglycaemic episode;
- Older children should be allowed to carry their own blood glucose monitoring equipment for their own use;
- Sharps and used strips should be disposed of according to the school's local policy. A sharps container should be available from the child's health care team / GP for safe disposal if required.
- Testing blood glucose levels too soon after injecting will provide little usable information. Testing should therefore be delayed to at least 2 hours after injecting unless the child is complaining of feeling unwell, or directed to for a specific reason in the IHCP.

Hypoglycaemia:

Hypoglycaemia (or a hypo) is when the blood glucose level drops too low. For most children and young people this level is below 4mmol, however, in some circumstances, it may be necessary to raise this level above 4mmol –if this is the case, this will be documented in the IHCP.

These episodes happen rapidly and, if left untreated, can lead to unconsciousness and seizures. Hypos tend to happen when a child has been very active, has had too much insulin or not enough carbohydrate to eat/drink. Whenever a child / young person feels any symptoms or displays any signs of hypoglycaemia, where possible, a blood glucose test should be performed prior to the appropriate treatment being given (according to the IHCP).

Warning signs:

The symptoms vary for each child but generally include:

- Mild signs and symptoms -



sweaty



shaky



pallor

hunger, fast heart rate / palpitations, tingling or pins & needles in fingers, toes or around lips.

- Moderate to severe signs and symptoms -



moody



aggressive



quiet

anxiety, irritability, glazed eyes, vagueness, drowsiness, lack of concentration, inability to perform simple tasks, seizures, loss of consciousness.

Treatment

The treatment of hypoglycaemia should be immediate to prevent the episode deteriorating.


The child / young person's IHCP will document what treatment is required, but this will usually consist of eating or drinking rapid acting glucose such as Lucozade, jelly beans, dextro energy tablets or glucose gel to boost the blood glucose level up. Some children may also require longer acting carbohydrate following this initial treatment. The child should generally respond within 15-30 minutes, but their cognition may be affected for a few hours afterwards, particularly if the episode was of moderate severity.

Hyperglycaemia:

Hyperglycaemia (hyper) is an episode of a high blood glucose level. This can be caused by too little insulin, too much food, stress or illness. These episodes tend to happen over a few hours, and if left untreated for a prolonged period of time, can deteriorate into a potentially fatal condition called **diabetic ketoacidosis** or DKA. Regular blood glucose monitoring and giving additional insulin to correct high blood glucose levels can prevent this from occurring. For the majority of children and young people, a blood glucose level of 14mmol or greater is considered to be hyperglycaemia.

Warning signs:

The symptoms vary for each child but generally include:



Treatment

The treatment of hyperglycaemia is very individual depending upon the child / young person, the cause and their insulin regimen. Specific details regarding its treatment and whether any additional insulin is required will be documented on their IHCP. It is important that any child with a high blood glucose level should be allowed to drink water and go to the toilet as necessary.

If the child is using an insulin pump, a check should be made to ensure that it is still connected to the child / young person and that the pump is still working.

High blood glucose levels AND illness at school requires swift action which should be documented on the child / young person's IHCP and parents / main carers should be contacted at this point.

Important points to remember...

- In episodes of prolonged and un-treated hyperglycaemia, a child / young person may develop ketones – a substance that can build up in the blood, changing its chemistry and leading to DKA. The presence of ketones can be indicated by a 'pear drop' or acetone scent to the child's breath which can be detected by some people. If this is detected consult the Individual Health Care Plan for action or contact parents / carers immediately for advice. In some cases, it may be necessary to perform a blood ketone test which is carried out in a similar way to blood glucose monitoring.

Food and Diabetes

Due to more intensive and effective diabetes management, children and young people with diabetes are now encouraged to follow a normal healthy diet that is encouraged for every child / young person.

Children with diabetes are able to have either a packed lunch or a cooked school meal. For all children / young people with diabetes, eating carbohydrate at mealtimes is essential (unless documented in their IHCP) to maintain blood glucose levels. Slowly digested carbohydrates help to maintain more stable blood glucose levels and should be eaten at each meal. These foods include: wholegrain bread, potatoes, rice, pasta, milk, milk products and fruit. Foods containing glucose such as sweets, fizzy drinks and sweet puddings will act more rapidly, but these are not excluded. Where possible, sugar-free alternatives such as sugar-free drinking squash and sugar-free jelly are encouraged to prevent sudden increases in blood glucose levels.



Important points to remember...

- Many children and young people who need injections at lunchtime or use insulin pumps need to calculate the amount of carbohydrate that they have eaten so they can inject the appropriate dose of insulin. Many young people can independently 'count carbs' but younger children will need help doing this or will have their food supplied by the family with the carbohydrate content already calculated (e.g. by supplying a packed lunch). Guidance will be documented on their IHCP and/or insulin dose chart as to how to calculate the insulin dose according to the carbohydrate eaten.
- Some children will use a 'smart meter' which calculates the insulin dose required for their lunch, depending upon the child's blood glucose level and carbohydrate intake. The guidance given by this meter should be followed unless stated in the child's IHCP.
- Treats such as birthday cake and biscuits should ideally be given to the child / young person's family at the end of the school day to decide when and if it can be eaten. Special 'diabetic' foods are not recommended as they are expensive, high in fat and, if eaten in large quantities, can cause diarrhoea.
- Young children may require some supervision at lunchtime to ensure that they eat their lunch and do not swap it with others.

PE, Exercise and Diabetes

Physical activity is vital for all children and young people and this is also true for children and young people with diabetes. Exercise of any kind increases the use of energy and therefore children / young people with diabetes are likely to see a drop in their blood glucose level. Therefore the child/ young person may need additional carbohydrate before, during or after sport. This should be documented on their IHCP. It is important to note that for some children / young people, exercise also includes running around at break time or long periods of walking between classrooms.

Pupils with diabetes should be encouraged to check their blood glucose level before exercise, if they are going swimming, or the activity is strenuous or prolonged (more than 45 minutes). High blood glucose levels (above 14 mmol) may make it dangerous for some children to participate in certain activities – this will be documented on their IHCP.

It is important that all PE staff know the signs and symptoms of hypoglycaemia and how to treat it. It will also be necessary for staff to carry 'hypo treatment' out to the lesson at all times.

Important points to remember...

- Children and young people should be encouraged to test their blood glucose level before taking part in PE and activity.
- The child's IHCP may indicate an ideal blood glucose target range in which the child / young person can safely take part in the activity.
- All children / young people with diabetes should have swift access to hypo treatment no matter where the activity is taking place. For young children, the teacher or support staff should be responsible for ensuring this.
- Children and young people using an insulin pump may need to disconnect the device during the activity and reconnect once finished. The pump should be stored in a secure place if disconnected. This may need to be checked by a member of staff and should be documented in their IHCP.
- The IHCP will document whether the child / young person will require additional carbohydrate via food or drink. This may be related to their blood glucose level, or may be a 'fixed' snack.
- Some children will need an adjustment to their lunchtime insulin dose depending on when the activity session is – this will be documented in their IHCP.



Day Trips & Residential Visits

Diabetes should not prevent a child from going on school or residential trips. Full participation and opportunities in all academic, social and sporting activities should be encouraged as development of self-esteem and confidence in such activities can have positive effects on the management of diabetes.

(ISPAD, 2000)

Trips are an important part of school life and, for many children, these activities can increase their excitement and activity levels! Careful planning along with the family is essential for the trip to be successful for all parties, no matter whether it is a few hours or a week away in another country. As soon as a child / young person is known to be attending a trip, the planning process with the family, and, where necessary, the diabetes care team and / or school nurses, should begin.

Important points to remember... for day trips:

- Provide a plan for the day for the parents / carers. This should include times of arrival and departure, and the likely activities during the day.
- Ensure a risk assessment is carried out by the school and appropriate action taken;
- Identify at least 1 keyworker that the child / young person and their parents / carers can liaise with both before and during the trip.
- Provide an emergency contact number for the parents / carers for the day.
- Ensure a copy of the IHCP is reviewed and taken on the trip.

Important points to remember... for residential visits:

- Provide a plan for the trip, including itinerary, meal plans etc.
- Ensure a risk assessment is carried out by the school and appropriate action taken;
- Identify at least 2 keyworkers that the child / young person and their parents / carers can liaise with both before and during the trip.
- Additional training may be required for the overnight care of a child / young person with diabetes. Ensure that these training needs are identified and discussed to allow plenty of time to ensure an adequate number of staff are trained and supported.
- For younger children it may be advisable for contact to be made with the parents / carers each evening to review the day and highlight areas of concern.
- Ensure a copy of the IHCP is reviewed and adapted to include evening and overnight care and taken on the trip.

Early Years Settings

Young children with Type 1 diabetes pose a set of unique problems for carers for a number of reasons. These include their inability to recognize signs of hypo- or hyperglycaemia, their fluctuations in activity and food intake, and their fluctuating emotional state, which can have an effect on their blood glucose levels.

Important points to remember...

- A pre-school child will require more supervision during activities, especially active ones, as they are less likely to recognize any warning symptoms of hypoglycaemia.
- Children in this age group are less likely to recognize and act upon the warning signs of both hypo- and hyperglycaemia. Therefore, more blood glucose testing may be required, especially if the child is new to the environment. If in doubt, a blood glucose test can easily help staff decide whether action to treat a diabetes-related problem is required.
- The provision of mid-morning and mid-afternoon snacks should be discussed. It is very difficult in this age group to achieve the blood glucose target range at all times – excitement, stress, and anxiety can cause fluctuations that cannot be prevented.
- Activity that could cause the child's blood glucose levels to drop is not limited to scheduled PE lessons and activities, but can also include running around during break times and active play. The child's parents / carers will be able to advise on which types of activities are more likely to cause a drop in blood glucose level and therefore pose a risk of hypoglycaemia. Rainy playtimes will often make the blood glucose level rise as the child is not as active and this needs to be taken into account.
- Liaise with the parents / carers about snack times, as some children will require food with no carbohydrate, whereas others will require additional insulin when eating / drinking carbohydrate at snack times. These will be documented on the IHCP.
- Assign a 'diabetes coordinator' in the early years setting to ensure appropriate risk assessment, training and documentation is carried out.
- Contact the child's health visitor (up to their 5th birthday) for advice and support as well as contacting the diabetes care team.



Storage of medication and supplies

It is the family's responsibility to ensure that there are enough supplies of insulin, pen needles, blood glucose (and ketone) monitoring supplies, hypo treatment and snacks for their child. Regular communication between the school and family may be required in order to maintain sufficient supplies of all items. A box of diabetes supplies, to keep the majority of items together, is a useful idea.

Most students carry their own blood glucose monitoring kit, hypo treatment and medication with them – this should be discussed with the school and documented in the IHCP.

Insulin:

- The insulin in use should be stored at room temperature with the 'date started' written on it and should only be used for 28 days before being replaced;
- Any spare insulin that is not in use should be named and stored in a fridge, in a secure, safe place (e.g. medical room).

Pen needles and spare monitoring equipment:

- Should be stored in a safe place, but the child should have immediate access to the supplies if required.

Hypo treatment and snacks:

- Should be accessible at all times as required. These are usually carried by the young person or, in primary schools, supplies should be kept in the classroom.

Glucagen:

- This is an emergency injection to correct a severe episode of hypoglycaemia when the child has lost consciousness;
- Some schools are trained in how to use this injection. However, many schools do not have the training to administer this, but are instead happy to store it, in case of emergency, for use by parents / carers and / or emergency medical staff.



Local Authority, Governance and Insurance

Supporting pupils at school with medical conditions (Sept 2014)

Provides statutory guidance for governing bodies of maintained schools and proprietors of academies in England. It states that:

- Pupils at school with medical conditions should be properly supported so that they have full access to education, including school trips and physical education;
- Governing bodies MUST ensure that arrangements are in place to support pupils at school with medical conditions;
- The governing body should ensure that their arrangements give parents and pupils confidence in the school's ability to provide effective support for medical conditions in school. The arrangements should show an understanding of how medical conditions impact on a child's ability to learn, as well as increase their confidence and promote self-care. They should ensure that staff are properly trained to provide the support that pupils need.

The SEN and Disability Act (SENDA, 2001)

This covers all areas of school and early years settings and advises that:

- Since September 2002, schools have been under a duty to make reasonable adjustments to ensure that disabled pupils are not put at a substantial disadvantage in comparison to those who are not disabled.

In summary:

Local authorities / employers should fully indemnify all members of school staff through their insurance scheme against claims for alleged negligence providing that they:

- Are acting within their scope of duties;
- Have followed documented procedures such as those in this guidance);
- Have received up-to-date training designed by an appropriately qualified health care professional;
- Have been assessed as competent;
- Have maintained their competence by regular practice of the skills taught.

Further Information and Resources


- Supporting pupils at school with medical conditions
www.gov.uk/government/publications/supporting-pupils-at-school-with-medical-conditions
- Juvenile Diabetes Research Foundation (JDRF)
www.jdrf.org.uk
classroom toolkit and information for primary and secondary schools.
- Diabetes UK
www.diabetes.org.uk
information for schools
- www.medicalconditionsatschool.org.uk
documentation and templates for common chronic conditions, including diabetes, in schools.
- www.teachernet.gov.uk/publications
- Managing Medicines in Schools and Early Years Settings
<https://www.education.gov.uk/publications/standard/publicationDetail/Page1/DFES-1448-2005>
- Disability Discrimination:
 - http://www.diabetes.org.uk/Guide-to-diabetes/Living_with_diabetes/Discrimination/
 - http://www.equalityhumanrights.com/uploaded_files/EqualityAct/schools_nsg_3.doc
 - <http://media.education.gov.uk/assets/files/pdf/e/equality%20act%20guidance%20february%202013.pdf>
 - <http://www.equalityhumanrights.com/advice-and-guidance/education-providers-schools-guidance/key-concepts/reasonable-adjustments/>



Photo courtesy of Medical Detection Dogs
www.medicaldetectiondogs.org.uk



INDIVIDUAL HEALTH CARE PLAN FOR A CHILD OR YOUNG PERSON (CYP) WHO HAS DIABETES



This Care Plan is to be used alongside the booklet:
"Diabetes Guidelines for Schools, Colleges, and Early Year Settings"
East of England Paediatric Diabetes Network. September 2013

Contents:

1. Child/Young Person's Information.....	1
1.1 Child/Young Person Details.....	2
1.2 Family Contact Information.....	2
1.3 Essential Information concerning this Child/Young Person's Health Needs.....	2
2. Blood Glucose Testing.....	3
3. Insulin Administration with Meals.....	3
4. Suggested Daily Routine.....	4
5. Physical Activity.....	4
6. Hypoglycaemia.....	4
6.1 Treatment of Hypoglycaemia.....	5
7. Hyperglycaemia.....	6
7.1 Treatment of Hyperglycaemia for a Child/Young Person on Injections.....	6
7.2 Treatment of Hyperglycaemia for a Child/Young Person on Insulin Pump Therapy.....	7

1. CHILD/YOUNG PERSON'S INFORMATION

1.1. CHILD/YOUNG PERSON DETAILS

Child's Name:		Year group:	
Hospital/NHS number:		DOB:	
Nursery/School/College:			
Child's Address:			
Town:			
County:			
Postcode			
Type of Diabetes:	Please select		
Other medical conditions:			
Allergies:			
Date:		Document to be Updated:	

Name:
NHS No:



1.2. FAMILY CONTACT INFORMATION

Name		
Relationship		
Telephone Number	Home Work Mobile	
Email		
Name		
Relationship		
Telephone Number	Home Work Mobile	
Email		
Name		
Relationship		
Telephone Number	Home Work Mobile	
Email		

1.3. ESSENTIAL INFORMATION CONCERNING THIS CHILD /YOUNG PERSONS HEALTH NEEDS

Contacts		Contact Number
Children's Diabetes Nurses		
Key Worker:		
Consultant Paediatrician:		
General Practitioner:		
Link Person in Education		
Class Teacher:		
Health Visitor/School Nurse:		
SEN Co-ordinator:		
Other Relevant Teaching Staff:		
Other Relevant Non-Teaching Staff:		
Head teacher		

This CYP has DIABETES, requiring treatment with (check which applies):

Multi-dose regime i.e. requires insulin with all meals	<input type="checkbox"/>
Insulin Pump Therapy:	Please select
3 injections a day (no injections in school)	<input type="checkbox"/>
2 injections a day (no injections in school)	<input type="checkbox"/>
Other - please state	

Pupils with Diabetes will have to attend clinic appointments to review their condition. Appointments are typically every 3 months, but may be more frequent. These appointments do not usually require a full day's absence from education.

Education authority staff should be released to attend the necessary diabetes training sessions.

2. BLOOD GLUCOSE TESTING

(Ref page 11 in booklet)

The CYP has a blood glucose monitor, so they can test their blood glucose (BG). BG monitoring is an essential part of daily management; their equipment must not be shared.

(Check which applies)

BG testing to be carried out by a trained adult	<input type="checkbox"/>
This child requires supervision with blood glucose monitoring	<input type="checkbox"/>
This CYP is independent in BG testing	<input type="checkbox"/>

This procedure should be carried out:

- In class or if preferred, in a clean private area with hand washing facilities
- Hands to be washed prior to the test
- Blood glucose targets pre meal - mmol/land - mmol/l after meals.
- Blood glucose testing lancets and blood glucose strips should be disposed of safely.
- There are a wide range of different blood glucose meters available, some have a built in automated bolus calculator.

3. INSULIN ADMINISTRATION WITH MEALS

(ref page 10 in booklet)

Check if applies ☐ if not, go to page 4

(Check which applies)

Insulin to be administered by a suitably trained adult	<input type="checkbox"/>
Supervision is required during insulin administration	<input type="checkbox"/>
This young person is independent, and can self-administer the insulin	<input type="checkbox"/>
This CYP is on an insulin pump (see further information below and page 7)	<input type="checkbox"/>

The child or young person requires variable amounts of quick acting Insulin, depending on how much they eat.

(Check which applies)

They have a specific Insulin to carbohydrate (CHO) ratio (I:C)	<input type="checkbox"/>
They are on set doses of insulin	<input type="checkbox"/>

This procedure should be carried out:

- In class, or if preferred in a clean private area with hand washing facilities
- Should always use their own injection device; or sets.
- All used needles should be disposed of in accordance with the school's local policy

INSULIN INJECTION

Insulin Name	Time	Process
Please select		
Other:		
Insulin Name	Time	Process
Please select		
Other :		

4. SUGGESTED DAILY ROUTINE

	Time	Note
Arrive School		
Morning Break		
Lunch		
Afternoon Break		
School finish		
Other		

5. PHYSICAL ACTIVITY

(Ref page 15 in booklet)

Extra Snacks are required: PRE-EXERCISE	
POST-EXERCISE	

6. HYPOGLYCAEMIA

(Ref page 12 in booklet)

(‘Hypo’ or ‘Low Blood Glucose’): BG below 4 mmol/l.

INDIVIDUAL HYPO-SYMPTOMS FOR THIS CHILD/ YOUNG PERSON ARE:	
--	--

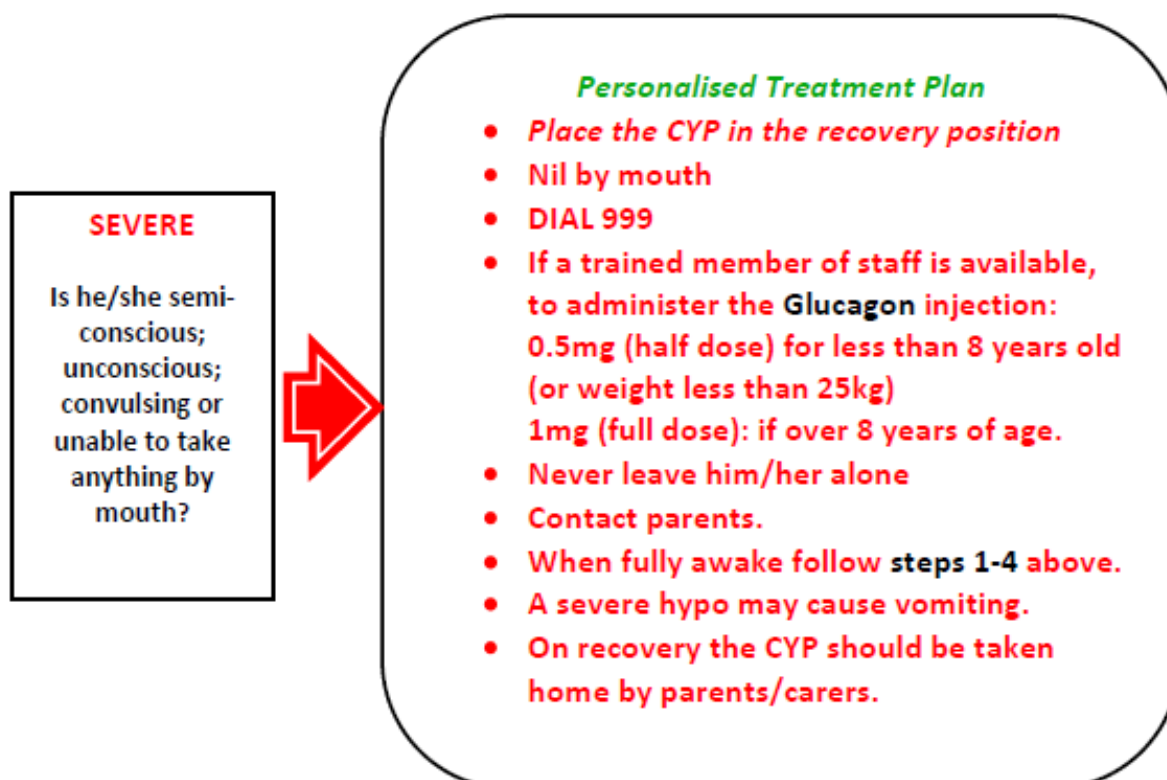
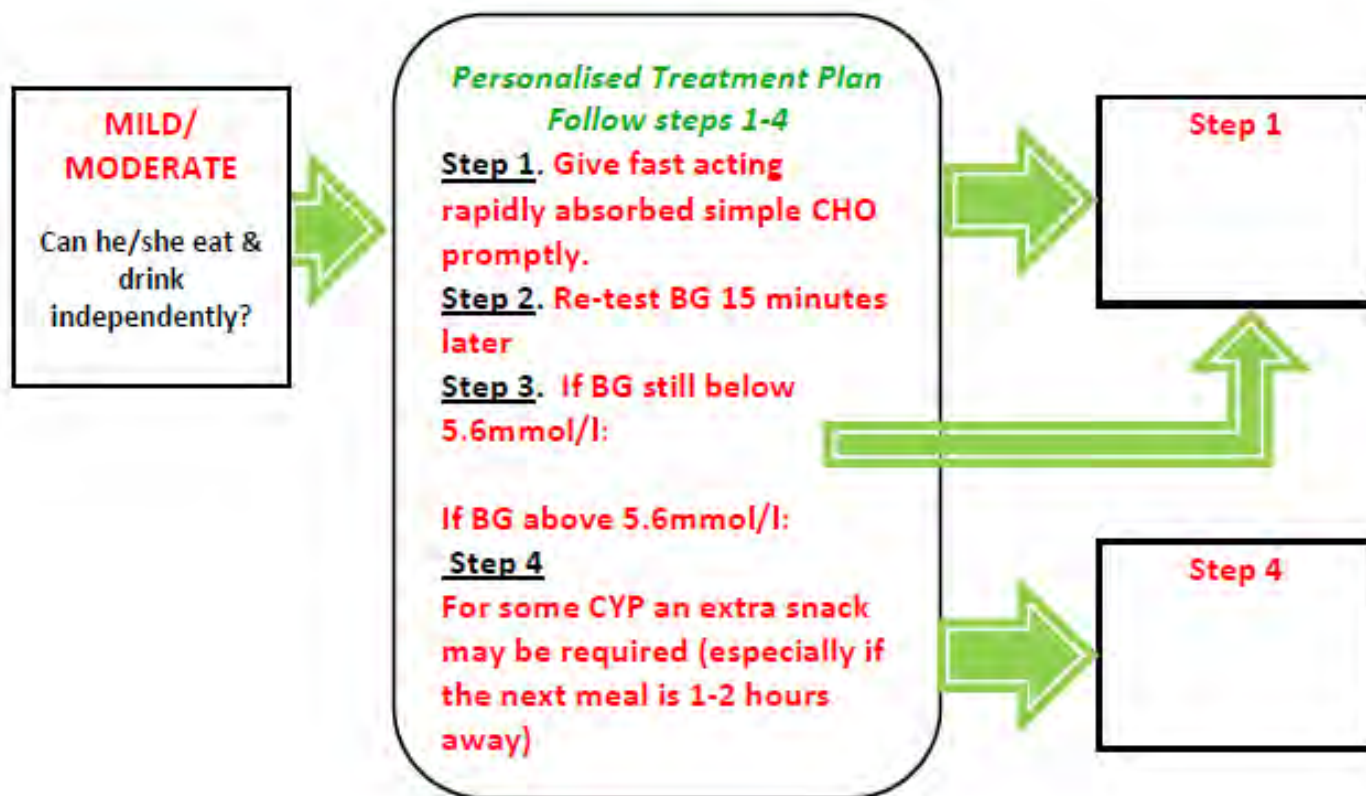
How to treat a hypo:

- If possible, check BG to confirm hypo, and treat promptly: [see flow chart below](#)
- Do not send this child or young person out of class unaccompanied to treat a hypo
- Hypos are described as either mild/moderate or severe depending on the individual’s ability to treat him/herself.
- The aim is to treat, and restore the BG level to above [5.6mmol/l](#)

A Hypo box should be kept in school containing fast acting glucose and long acting carbohydrate. Staff, and the CYP should be aware of where this is kept and it should be taken with them around the school premises; if leaving the school site; or in the event of a school emergency.

It is the parent’s responsibility to ensure this emergency box is adequately stocked; independent young people will carry hypo remedies with them.

6.1. TREATMENT OF HYPOGLYCEMIA
(Ref page 12 in booklet)



Consider what caused the HYPO?



7. HYPERGLYCAEMIA FOR CYP

(ref page 13 in booklet)
(High blood glucose)

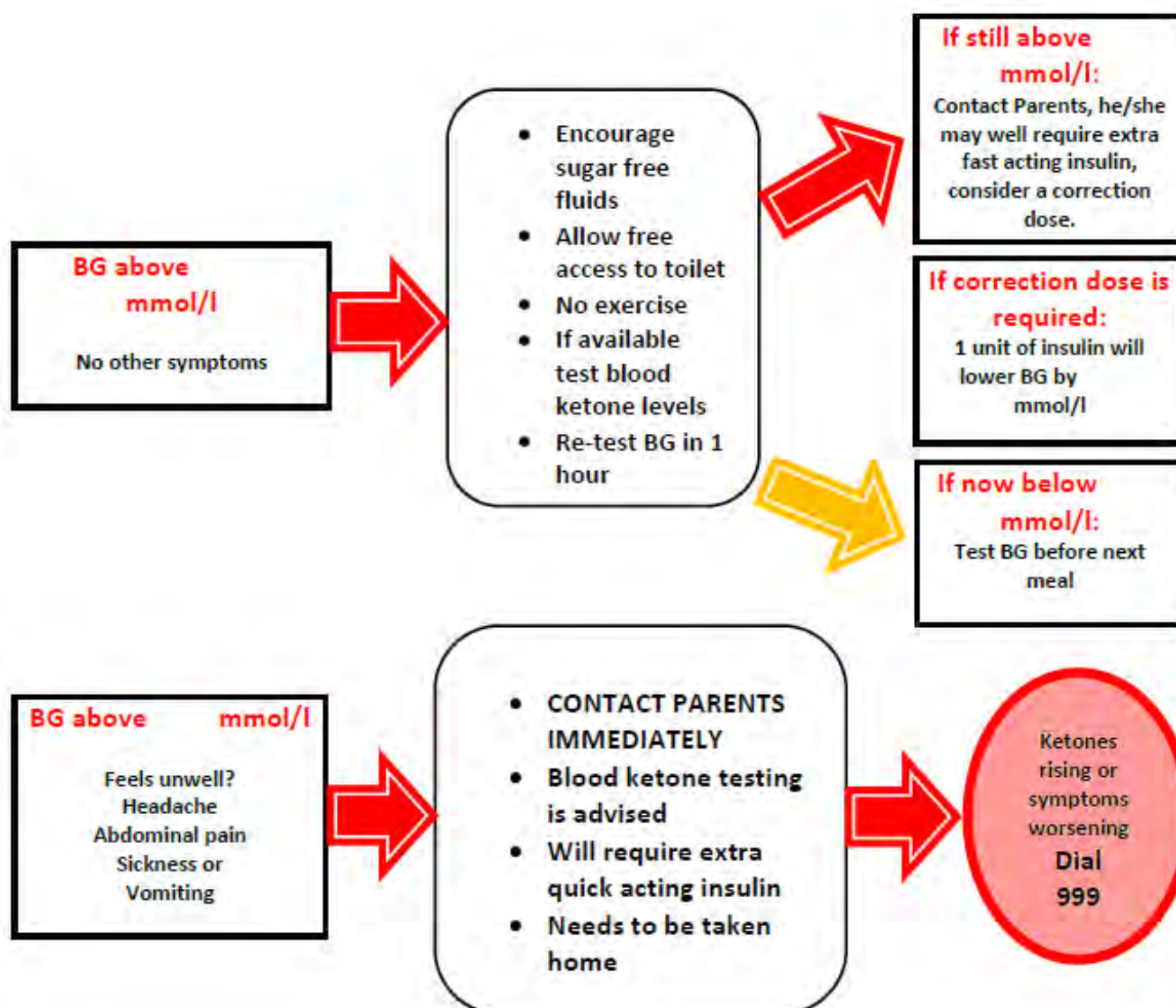


Children and young people who have with diabetes may experience high blood glucose (hyperglycaemia) when the blood glucose levels are above **mmol/l**.

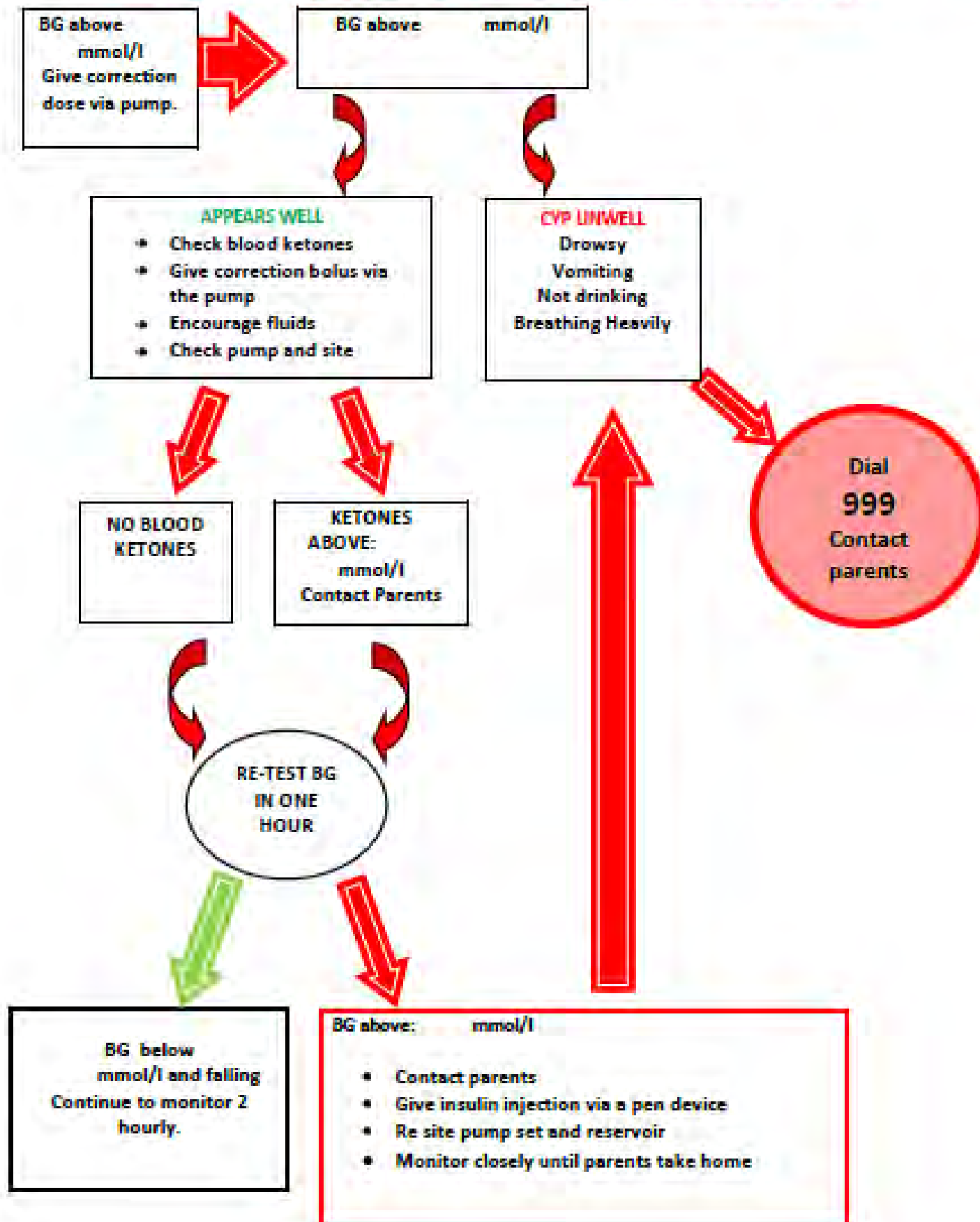
*****IF THIS CYP IS ON INSULIN PUMP THERAPY PLEASE REFER DIRECTLY TO SECTION 7.2*****

If the child/young person is well, there is no need for them to be sent home, but parents/guardian should be informed at the end of the day that the child/young person has had symptoms of high blood glucose

7.1 Treatment of Hyperglycaemia for a Child/Young Person on Injections



7.2 Treatment of Hyperglycaemia for a Child/Young Person on Pump Therapy



Name:
NHS No:



- School to be kept informed of any changes in this child or young person's management(see page 6-7)
- The CYP with diabetes may wear identification stating they have diabetes. These are in the form of a bracelet, necklace, watch or medical alert card.

Please use the box below for any additional information for this child or young person.

	Name	Signature	Date
Young person			
Parents/Guardian :			
Diabetes Nurse Specialist:			
School Representative:			
Health visitor/ School Nurse:			

Staff Training:

References:

- *Diabetes Guidelines for School, Colleges and Early Years Settings. September 2013*
- *Managing Medicines in school and early Years Setting. Department of Health. 2005*
- *ISPAD clinical Practice Consensus Guidelines. 2011*
- *NICE clinical guideline 15 : July 2004 (last modified: October 2011) Type 1 diabetes: diagnosis and management of type 1 diabetes in children, young people and adults.*
- *Making every young person with diabetes matter. Department of Health. 2007.*

THIS CARE PLAN HAS BEEN DESIGNED BY A SUB-GROUP LEAD BY
Sandra Singleton. With Margot Carson Elaine McDonald Dawn Anderson
Paula Maiden Jayne Johnson Jill Cullen Helen Nurse
Linda Connellan and Daniel Hyde
On behalf of the North West Paediatric Diabetes Network
Review date: January 2016.